



# How to Read the Class Schedule


## READING THE CLASS SCHEDULE


<i>Course Name &amp; Number</i>	<i>Course Title</i>	<i>Units of Credit</i>
ANTHR 1	Physical Anthropology	3.0
0883	MW 2:40P- 4:50P	Redbud 3
<i>Section/ Synonym Number</i>	<i>Days</i>	<i>Time</i>
	Clarke P	<i>Building &amp; Room</i>
	<i>Instructor</i>	
	 Online section	
	 Hybrid section	

Evening and weekend classes are listed in the shaded boxes.

## FINDING ONLINE & HYBRID CLASSES

Throughout the class schedule, you will see icons that represent fully online or hybrid classes. For a list of online and hybrid classes, see page 85.

 **THIS IS AN ONLINE SECTION** via Blackboard. Students must have access to a computer and an internet connection. There is additional online information at: [www.gocolumbia.edu/online](http://www.gocolumbia.edu/online). Check your instructor's web page for possible class-specific instructions.

 **THIS IS A HYBRID SECTION**, requiring both face-to-face meetings and online activities via Blackboard. Students must have access to a computer and an internet connection. There is additional online information at: [www.gocolumbia.edu/online](http://www.gocolumbia.edu/online). Check your instructor's web page for possible class-specific instructions.

Students are strongly encouraged to review the web pages of each instructor before the first day of class. This recommendation is given in the interest of student success.



For the latest class scheduling updates go to

**My Columbia**  
[www.gocolumbia.edu](http://www.gocolumbia.edu)